

# ELECTRICAL DRAWINGS

## DRUG STORAGE WAREHOUSE IN KABUL

### PROVINCE AFGHANISTAN

DRAWN BY: M.Hussain Sadagat	SIGNATURE:
CHECKED BY:	

Phone: +93(0)782212122  
email:


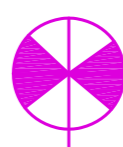
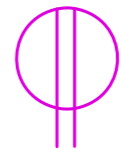














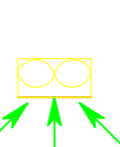

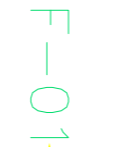


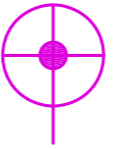

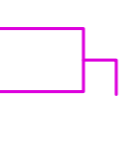






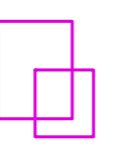




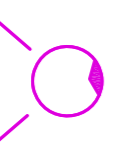


SCALE: 1:100	ISSUE DATE: 10-Sep-2021
-----------------	----------------------------

DRG TITLE:

**COVER PAGE**

DRG REF NO: G-001	REV NO: REV.0
SHEET: 01 of 09	

# ELECTRICAL AND ELECTRONICS LEGEND

SYMBOLS	DESCRIPTIONS	SYMBOLS	DESCRIPTIONS
	SINGLE RECEPTACLES 16A MOUNTED HEIGHT 60cm FROM FINISH FLOOR		TELEPHONE OUTLET MOUNTED HEIGHT 60cm FROM FINISH FLOOR
	DOUBLE RECEPTACLES 16A MOUNTED HEIGHT 125cm FROM FINISH FLOOR		TELEVISION AND SATELLITE ANTENNA OUTLET MOUNTED HEIGHT 135cm FROM FINISH FLOOR
	GROUND FAULT CIRCUIT INTERRUPTER (GFCI) RECEPTACLES 16A MOUNTED HEIGHT 60cm FROM FINISH FLOOR		FIRE ALARM CONVENTIONAL SMOKE DETECTOR CEILING MOUNTED
	DECORATIVE CEILING LIGHTS (1X24W) WITH STANDARD MANUFACTURED		FIRE ALARM CONVENTIONAL HEAT DETECTOR CEILING MOUNTED
	DECORATIVE CEILING LIGHTS (2X14W) WITH STANDARD MANUFACTURED		FIRE ALARM CONVENTIONAL CALL POINT MOUNTED HEIGHT 125cm FORM FINISH FLOOR
	WATER PROOF CEILING LIGHTS (1X8W) WITH STANDARD MANUFACTURED		FIRE ALARM SOUNDER AND FIRE ALARM STROF LIGHTS
	WATER PROOF CEILING LIGHTS (2X24W) WITH STANDARD MANUFACTURED		LOUD SPEAKER CONTROL VOLUME HEIGHT 125cm FORM FINISH FLOOR
	DECORATIVE WALL LIGHTS (1X14W) WITH STANDARD MANUFACTURED MOUNTED HEIGHT 230cm FROM FINISH FLOOR		OUT DOOR DECORATIVE CEILING LIGHTS (2X14W) WITH STANDARD MANUFACTURED
	SINGLE BUTTON SWITCH 10A MOUNTED HEIGHT 125cm FROM FINISH FLOOR		AIR CONDITIONER AND SPLIT UNIT 2400 BTU WITH STANDARD MANUFACTURED
	DOUBLE BUTTON SWITCH 10A MOUNTED HEIGHT 125cm FROM FINISH FLOOR		EXHAUST FAN FOR VENTILATION WITH STANDARD MANUFACTURED
	TWO WAY SWITCH 10A MOUNTED HEIGHT 125cm FROM FINISH FLOOR		WALL MOUNTED REMOTE CONTROL FAN 220V/50ZH WITH STANDARD MANUFACTURED MOUNTED HEIGHT 230cm FROM FINISH FLOOR
	SINGLE RECEPTACLES FOR SOLAR POWER 16A MOUNTED HEIGHT 60cm FROM FINISH FLOOR		SINGLE SOLAR POWER RECEPTACLES FOR WIFI 16A MOUNTED HEIGHT 265cm FROM FINISH FLOOR
	DISCONNECT SWITCH FOR ELECTRICAL WATER HEATER / AIR CONDITIONER 32A MOUNTED HEIGHT 180cm FROM FINISH FLOOR		SINGLE SOLAR POWER RECEPTACLES FOR TV16A MOUNTED HEIGHT 125cm FROM FINISH FLOOR
	ELECTRICAL CIRCUIT DIRECTION FOR ALL BRANCH CIRCUIT (IT SHOWS THE LOCATION OF CIRCUIT BREAKER WITH AMPS)		WALL MOUNTED 25x25cm JOIN BOX FOR TV CENTRAL ANTENNA MOUNTED HEIGHT 265cm FROM FINISH FLOOR
	WALL MOUNTED 60x70x18cm STEEL ELECTRICAL PANEL BOARD WITH ELECTRO STATIC COLOR FOR CONTROL OF SOLAR SYSTEM AND CITY POWER SYSTEM MOUNTED HEIGHT 180cm TOP OF PANEL FROM FINISH FLOOR		WALL MOUNTED 25x25cm JOIN BOX FOR TELEPHONE WIRE MOUNTED HEIGHT 265cm FROM FINISH FLOOR
	DECORATIVE CEILING PARKING LIGHTS (2X14W) WITH STANDARD MANUFACTURED		WALL MOUNTED VIDEO/AUDIO DOOR BILL MONITOR/HANDSET PHONE MOUNTED HEIGHT 130cm FROM FINISH FLOOR
	SINGLE WATER PROOF RECEPTACLES 16A MOUNTED HEIGHT 125cm FROM FINISH FLOOR		WALL MOUNTED 25x25cm JOIN BOX FOR VIDEO/AUDIO DOOR BILL WIRE MOUNTED HEIGHT 265cm FROM FINISH FLOOR
	SINGLE BUTTON BILL SWITCH MOUNTED HEIGHT 125cm FROM FINISH FLOOR		DECORATIVE CEILING HALOGEN LIGHTS (2X12W) WITH STANDARD MANUFACTURED
	WALL MOUNTED ELECTRICAL (DING DONG) BILL HEIGHT 230cm FROM FINISH FLOOR		WALL MOUNTED CONVENTIONAL FIRE ALARM PANEL BOX
	FOUR LAMPS INSIDE DROP CEILING LIGHT 35 TO 50W AND WITH 2850LM		

# ELECTRICAL AND ELECTRONICS LEGEND AND SYMBOLS

**DRAWN BY:** SIGNATURE:

M.Hussain Sadagat

**CHECKED BY:**

Phone: +93(0)782212122

email:

**SCALE:** ISSUE DATE:

1:100 10-Sep-2021

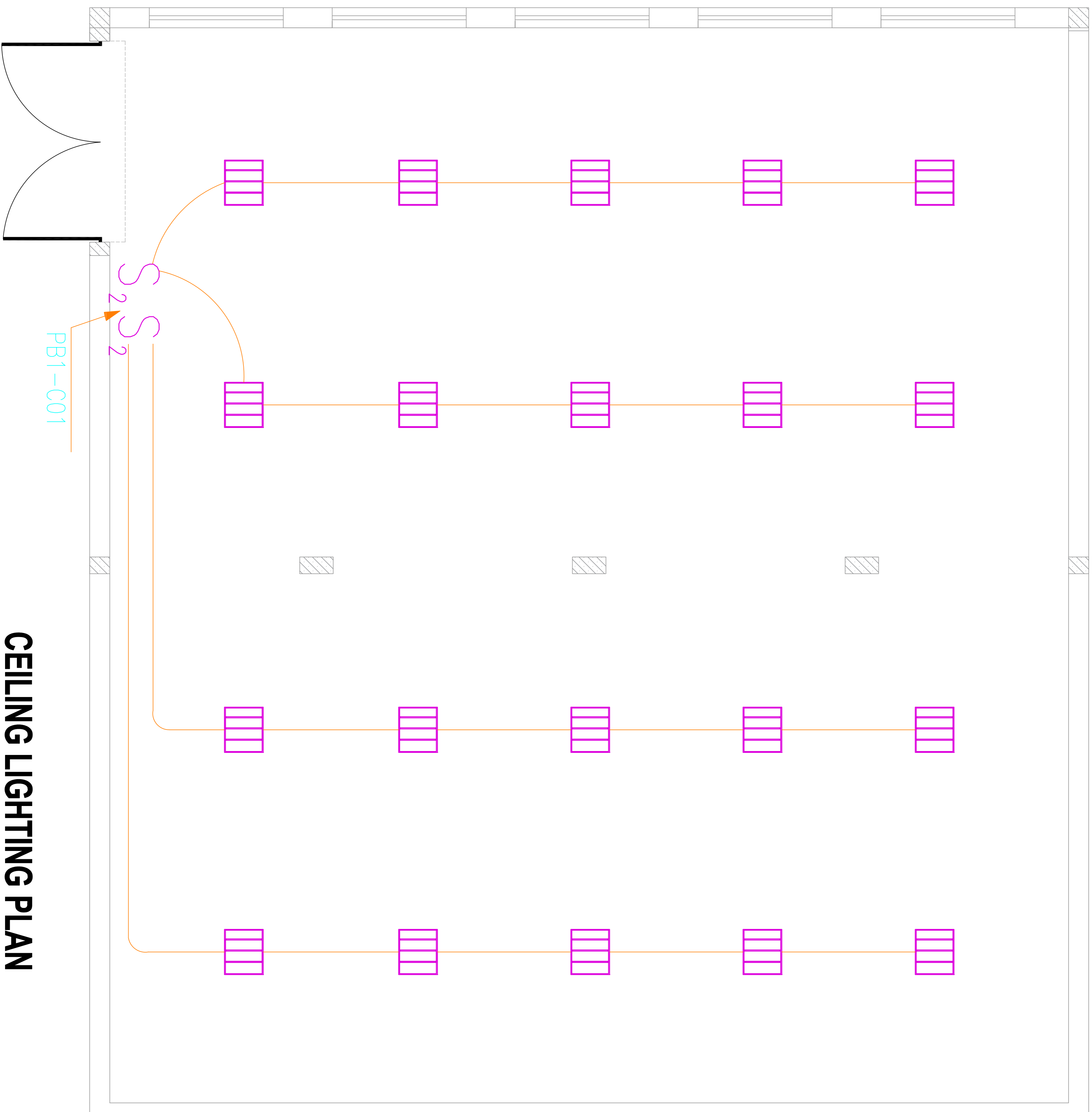
**DRG TITLE:**

**LEGEND& SYMBOLS**

**DRG REF NO:** REV NO:

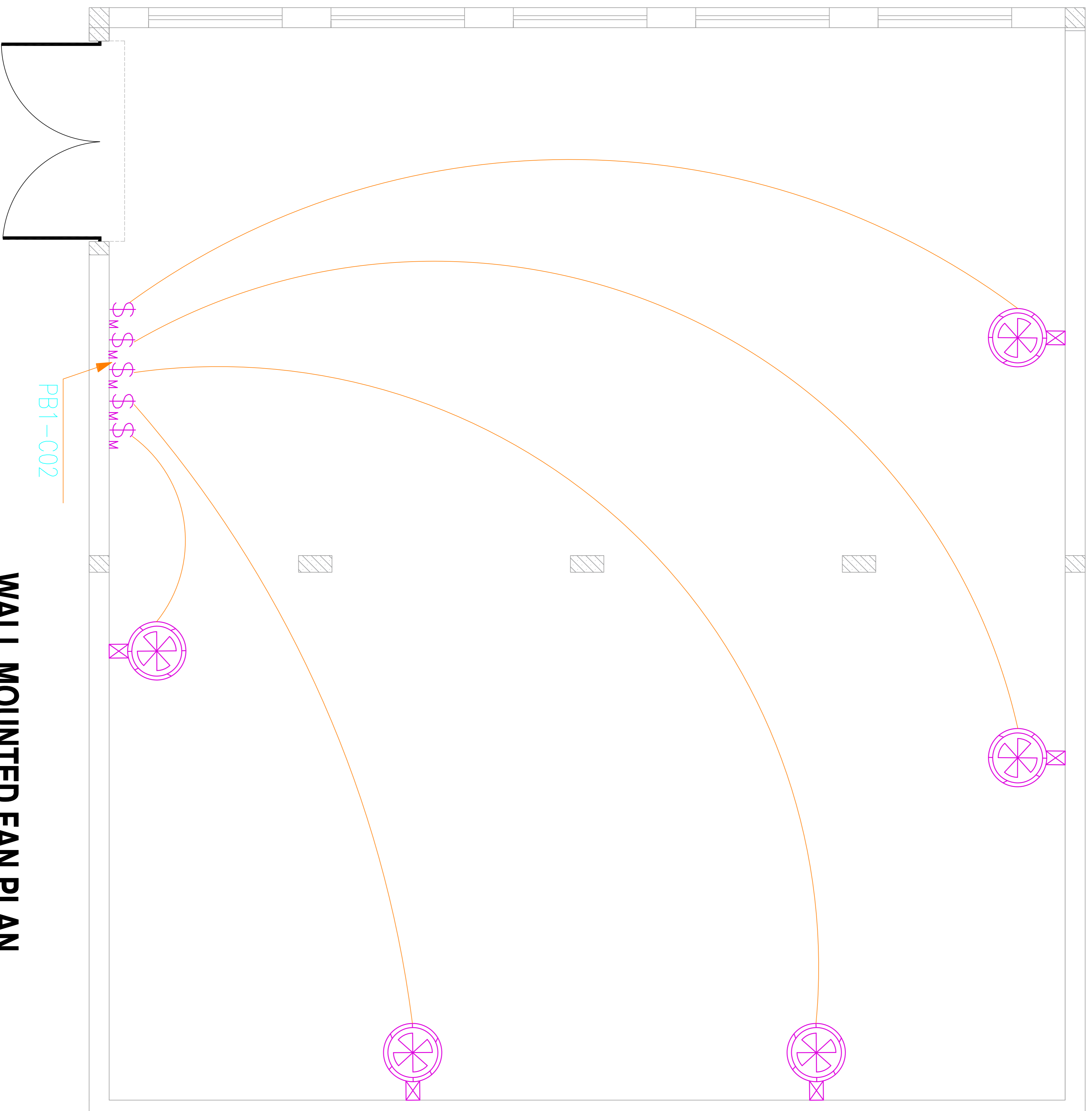
E-001 REV.0

SHEET: 02 of 09




# CEILING LIGHTING PLAN

<b>DRAWN BY:</b> M.Hussain Sadagat		<b>SIGNATURE:</b>	
<b>CHECKED BY:</b>			
Phone: +93(0)782212122			
email:			
<b>SCALE:</b> 1:100	<b>ISSUE DATE:</b> 10-Sep-2021		
<b>DRG TITLE:</b> CEILING LIGHT PLAN			
<b>DRG REF NO:</b> E-101	<b>REV NO:</b> REV.0		
<b>SHEET:</b> 03 of 09			



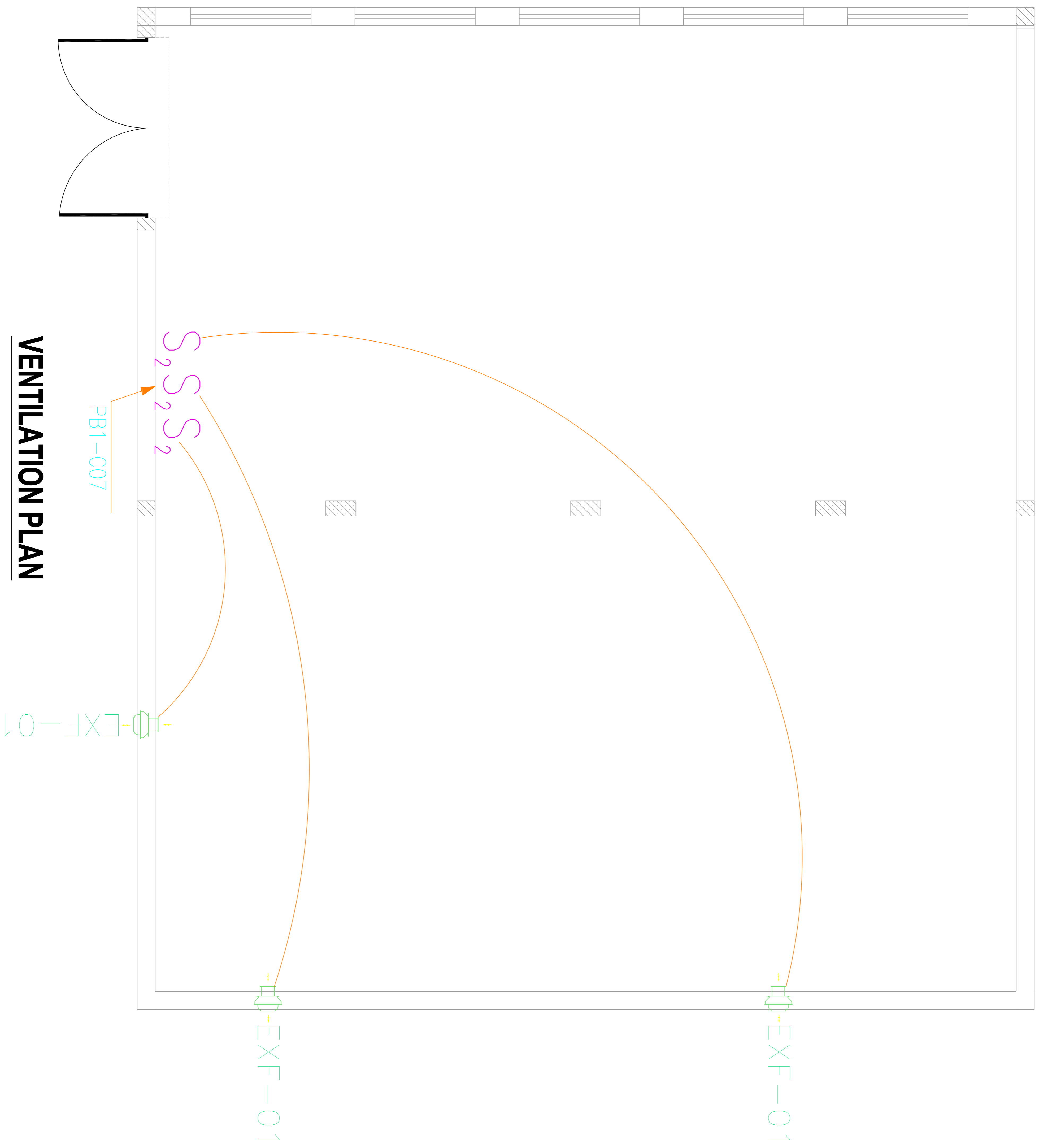
# WALL MOUNTED FAN PLAN

<b>DRAWN BY:</b> M.Hussain Sadagat	<b>SIGNATURE:</b>
<b>CHECKED BY:</b>	
Phone: +93(0)782212122 email:	
<b>SCALE:</b> 1:100	<b>ISSUE DATE:</b> 10-Sep-2021
<b>DRG TITLE:</b> WALL MOUNTED FAN PLAN	
<b>DRG REF NO:</b> E-102	<b>REV NO:</b> REV.0
<b>SHEET:</b> 04 of 09	



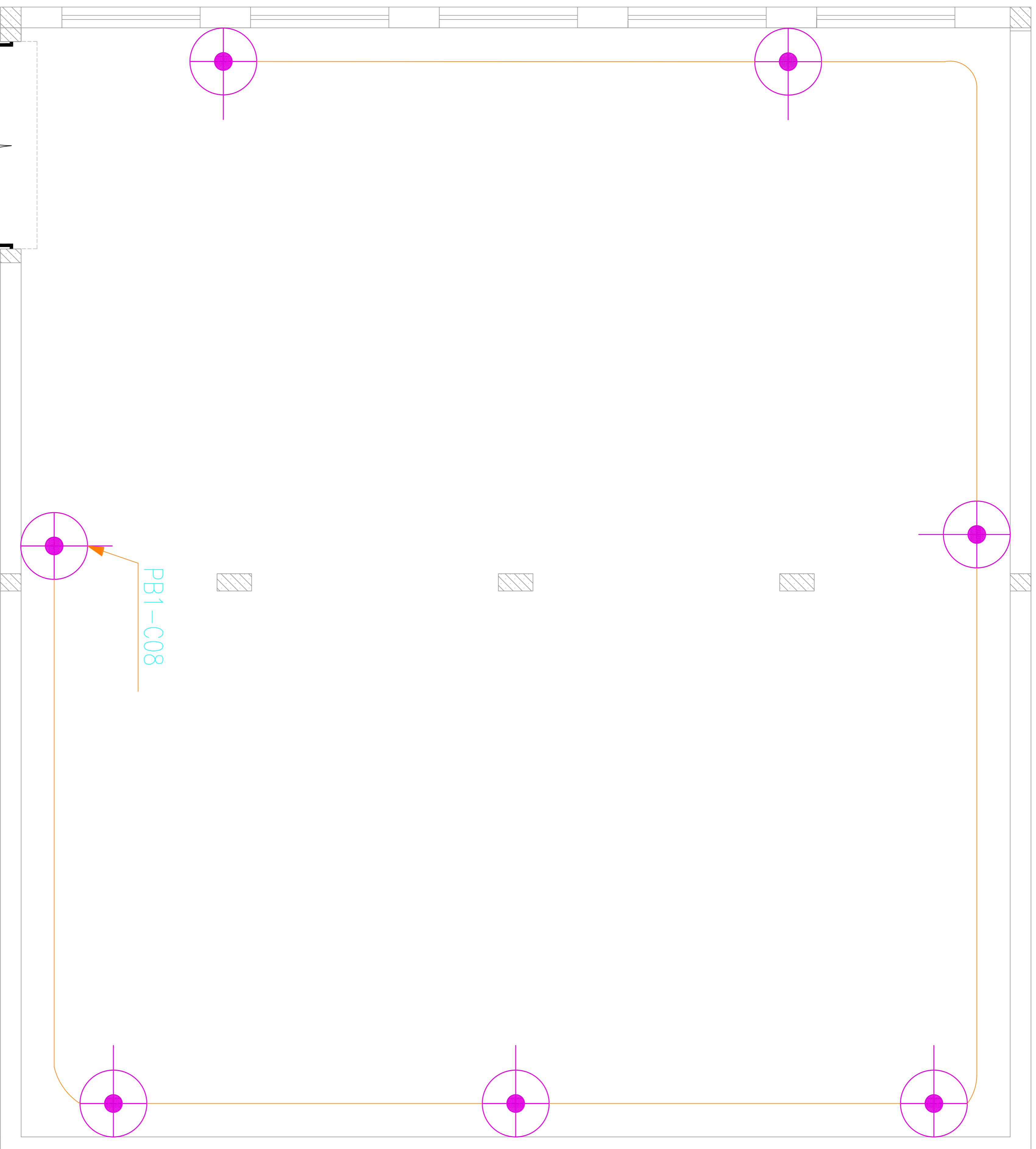
# SPLIT UNIT AND AC PLAN

<b>DRAWN BY:</b> M.Hussain Sadagat	<b>SIGNATURE:</b>
<b>CHECKED BY:</b>	
Phone: +93(0)782212122 email:	
<b>SCALE:</b> 1:100	<b>ISSUE DATE:</b> 10-Sep-2021
<b>DRG TITLE:</b> SPLIT UNIT AND AC PLAN	
<b>DRG REF NO:</b> E-103	<b>REV NO:</b> REV.0
<b>SHEET:</b> 05 of 09	



**VENTILATION PLAN**

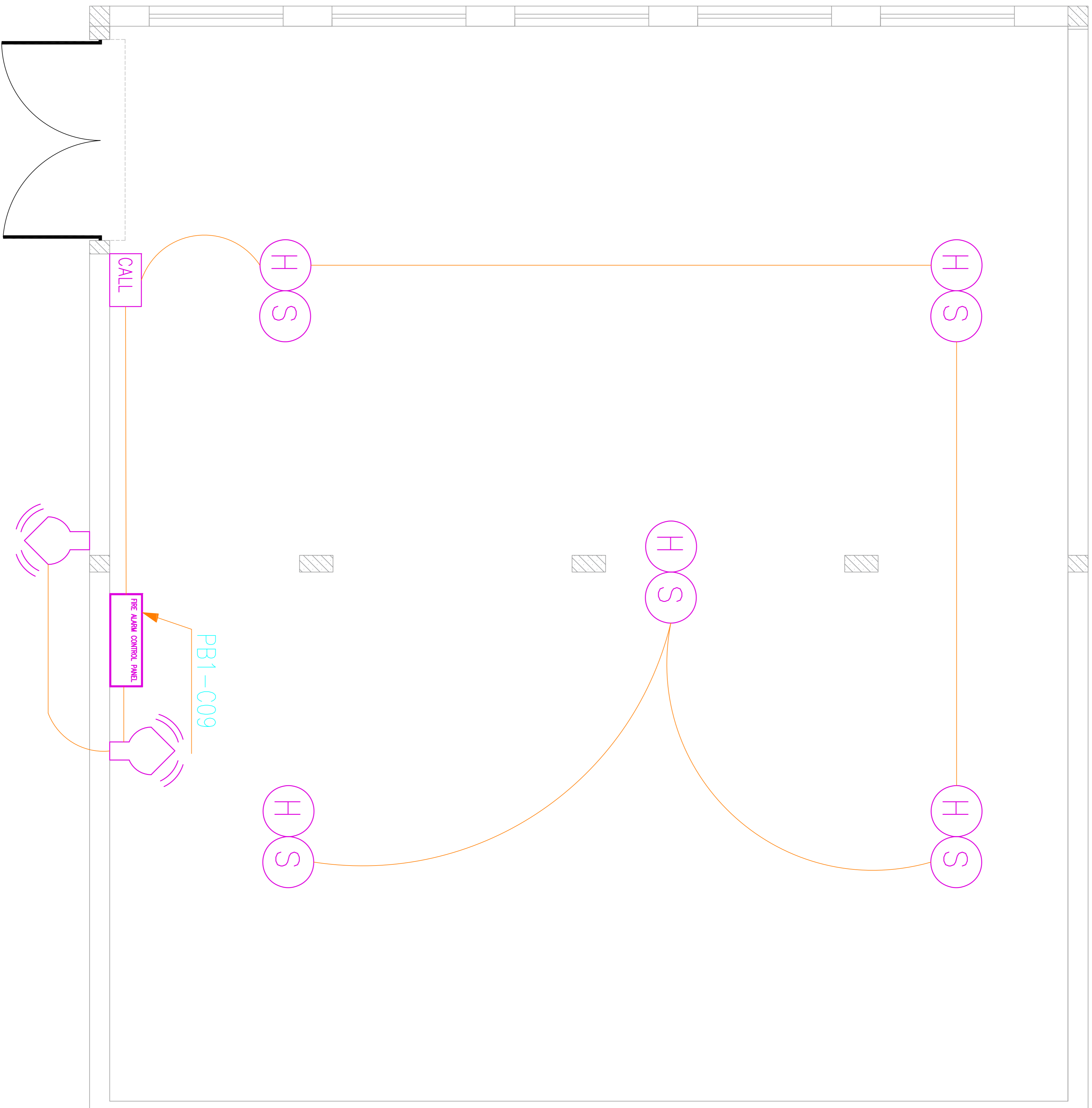
<b>DRAWN BY:</b> M.Hussain Sadagat	<b>SIGNATURE:</b>
<b>CHECKED BY:</b>	
Phone: +93(0)782212122 email:	
<b>SCALE:</b> 1:100	<b>ISSUE DATE:</b> 10-Sep-2021
<b>DRG TITLE:</b> <b>VENTILATION PLAN</b>	
<b>DRG REF NO:</b> E-104	<b>REV NO:</b> REV.0
<b>SHEET:</b> 06 of 09	



## RECEPTACLES PLAN

<b>DRAWN BY:</b> M.Hussain Sadagat	<b>SIGNATURE:</b>
<b>CHECKED BY:</b>	
Phone: +93(0)782212122 email:	
<b>SCALE:</b> 1:100	<b>ISSUE DATE:</b> 10-Sep-2021
<b>DRG TITLE:</b> <b>RECEPTACLES PLAN</b>	
<b>DRG REF NO:</b> <b>E-105</b>	<b>REV NO:</b> <b>REV.0</b>
<b>SHEET:</b> 07 of 09	





# CONVENTIONAL FIRE ALARM PLAN

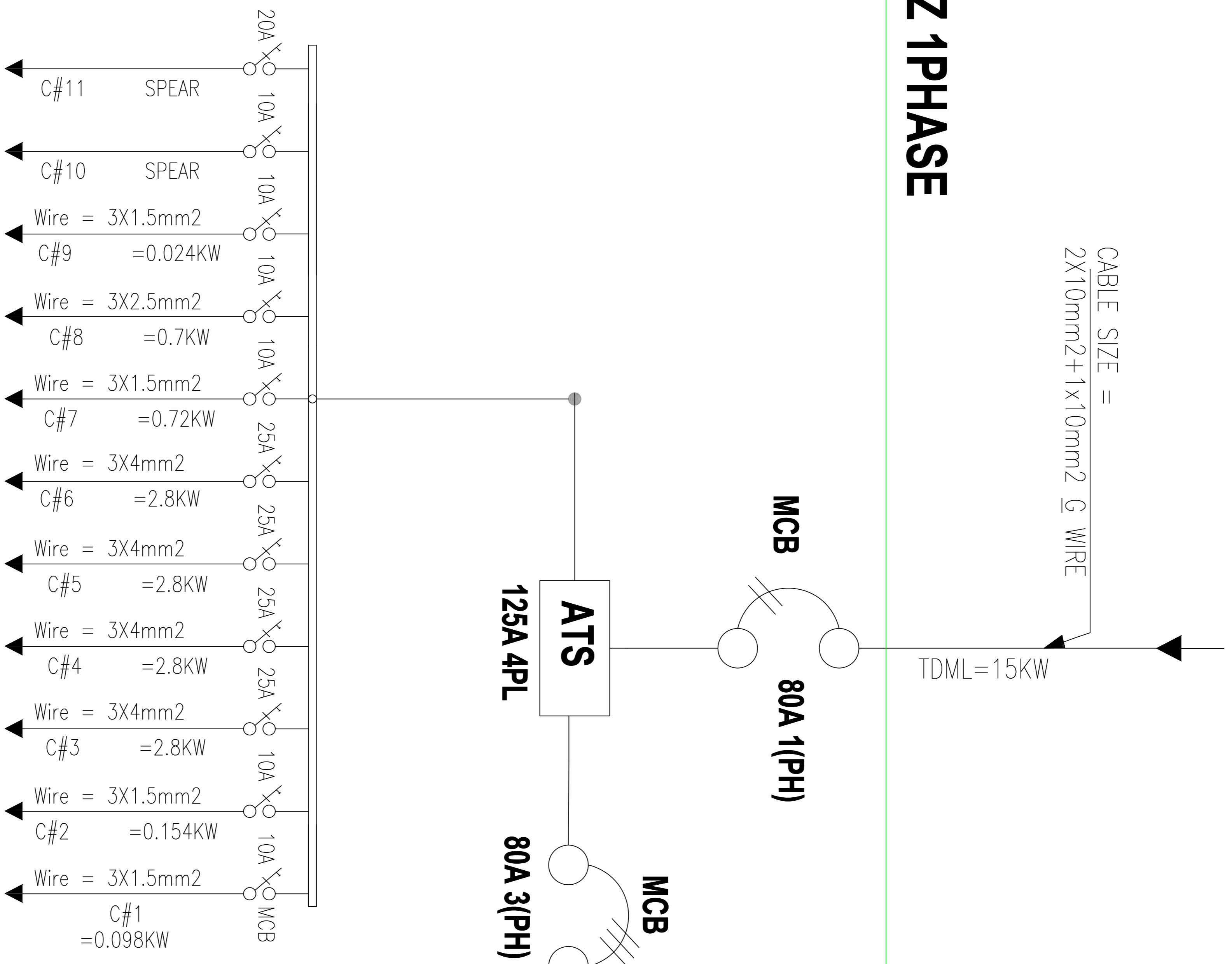
<b>DRAWN BY:</b> M.Hussain Sadagat	<b>SIGNATURE:</b>
<b>CHECKED BY:</b>	
Phone: +93(0)782212122	
email:	
<b>SCALE:</b>	<b>ISSUE DATE:</b> 10-Sep-2021
<b>DRG TITLE:</b> CONVENTIONAL FIRE ALARM PLAN	
<b>DRG REF NO:</b> E-106	<b>REV NO:</b> REV.0
<b>SHEET:</b> 08 of 09	



**POWER**

CABLE SIZE =  
2X10mm<sup>2</sup>+1X10mm<sup>2</sup> G WIRE

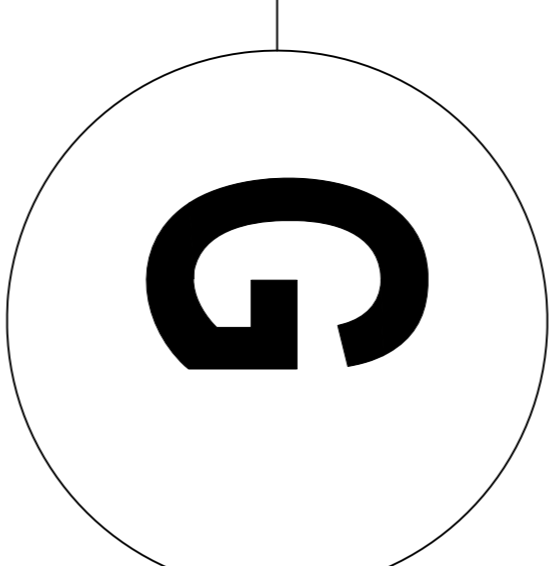
## PB220 1V50/HZ 1PHASE



### ABBREVIATIONS:

ATS = AUTOMATIC TRANSFER SWITCH  
TDML = TOTAL DEMAND LOAD  
PL = POLE  
MCB = MINIATURE CIRCUIT BREAKER  
G = OIL GENERATOR FOR BACKUP SOURCE

CABLE SIZE =  
3X10mm<sup>2</sup>+1X10mm<sup>2</sup> G WIRE



**BACKUP GENERATOR**  
**15KW/220V/380V/50/HZ**

### ELECTRICAL PANEL BOARD SINGLE LINE DIAGRAM AND DETAILS

## ELECTRICAL DETAILS

DRAWN BY: M.Hussain Sadagat	SIGNATURE:
CHECKED BY:	
Phone: +93(0)782212122 email:	
SCALE:	ISSUE DATE: 10-Sep-2021
DRG TITLE: <b>ELECTRICAL DETAILS</b>	

DRG REF NO: <b>E-107</b>	REV NO: <b>REV.0</b>
SHEET: 09 of 09	